

# *Chagrin Valley Dispatch*

Providing Police, Fire and EMS Service  
to the communities of Bentleyville, Chagrin Falls, Hunting Valley, Moreland Hills,  
Orange, South Russell, and Woodmere

## *2012 Annual Report*

**Chagrin Valley Dispatch  
Council of Governments**

Mayor Thomas Brick – President  
 Mayor Susan Renda – Vice President  
 Mayor Leonard Spremulli – Secretary  
 Mayor Kathy Mulcahy – Member  
 Mayor Matt Brett – Member  
 Trustee John Finley – Member  
 Mayor Richard Hollington Jr. - Member  
 Mayor Charles Smith - Member  
 David Bloom – Fiscal Officer

**Technical Advisory Group**

Chief Frank Zupan – Chairman  
 Chief David Maine – Asst. Chairman  
 Chief Tim Pitts – Member  
 Chief James Brosius – Member  
 Chief Bob Wilson – Member  
 Chief Tom Flauto – Member  
 Chief Chris Kostura – Member  
 Chief James Wetzel - Member  
 Woodmere PD/FD - Member

**Budget Committee**  
 Members TBD

**Building Committee**  
 Chief James Brosius, Chair  
 Lt. Nick DiCicco  
 Members TBD

**Dispatch Administrator**  
 Lisa Mariola

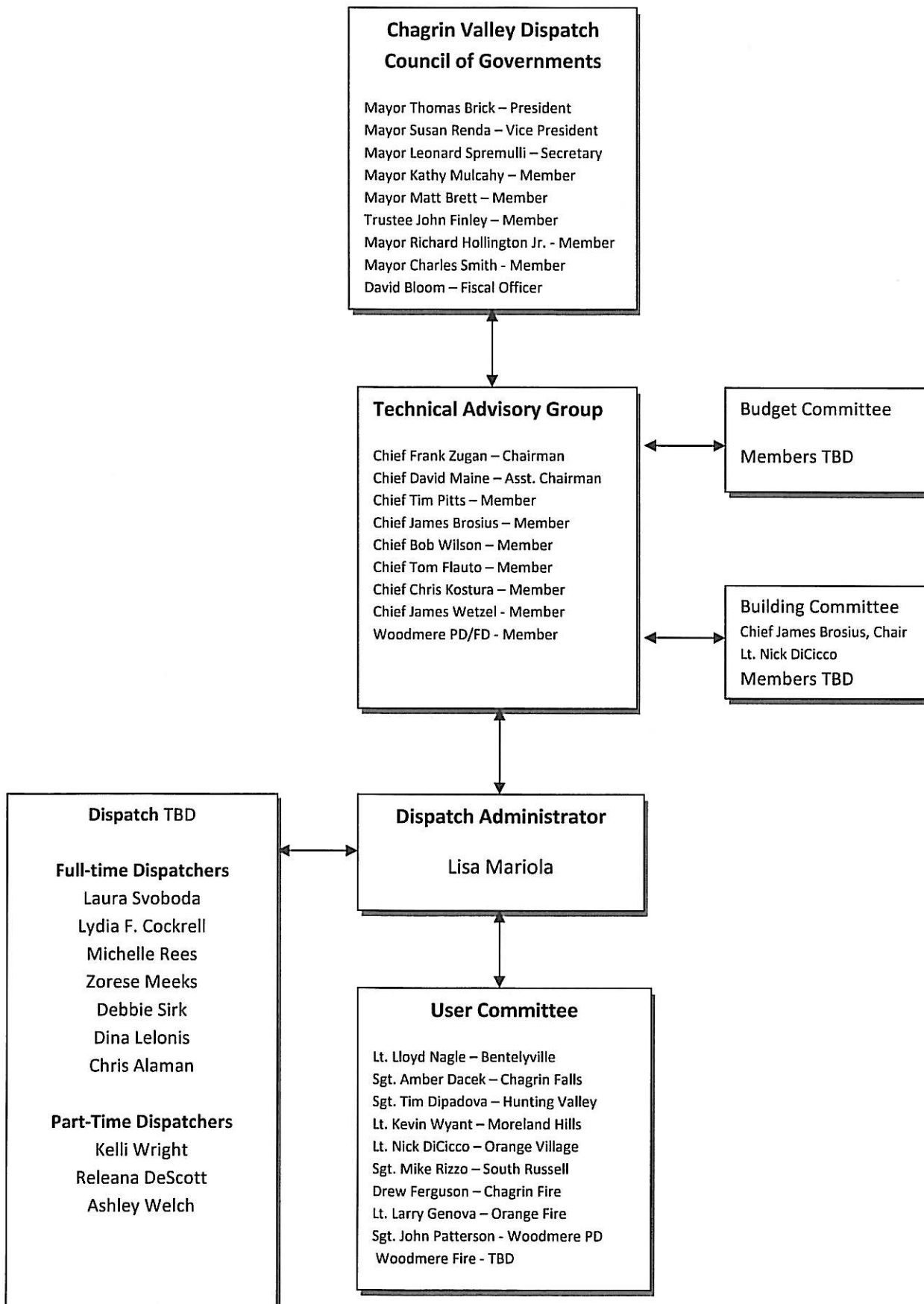
**Dispatch TBD**

**Full-time Dispatchers**  
 Laura Svoboda  
 Lydia F. Cockrell  
 Michelle Rees  
 Zorese Meeks  
 Debbie Sirk  
 Dina Lelonis  
 Chris Alaman

**Part-Time Dispatchers**  
 Kelli Wright  
 Releana DeScott  
 Ashley Welch

**User Committee**

Lt. Lloyd Nagle – Bentelyville  
 Sgt. Amber Dacek – Chagrin Falls  
 Sgt. Tim Dipadova – Hunting Valley  
 Lt. Kevin Wyant – Moreland Hills  
 Lt. Nick DiCicco – Orange Village  
 Sgt. Mike Rizzo – South Russell  
 Drew Ferguson – Chagrin Fire  
 Lt. Larry Genova – Orange Fire  
 Sgt. John Patterson - Woodmere PD  
 Woodmere Fire - TBD



## Table of Contents

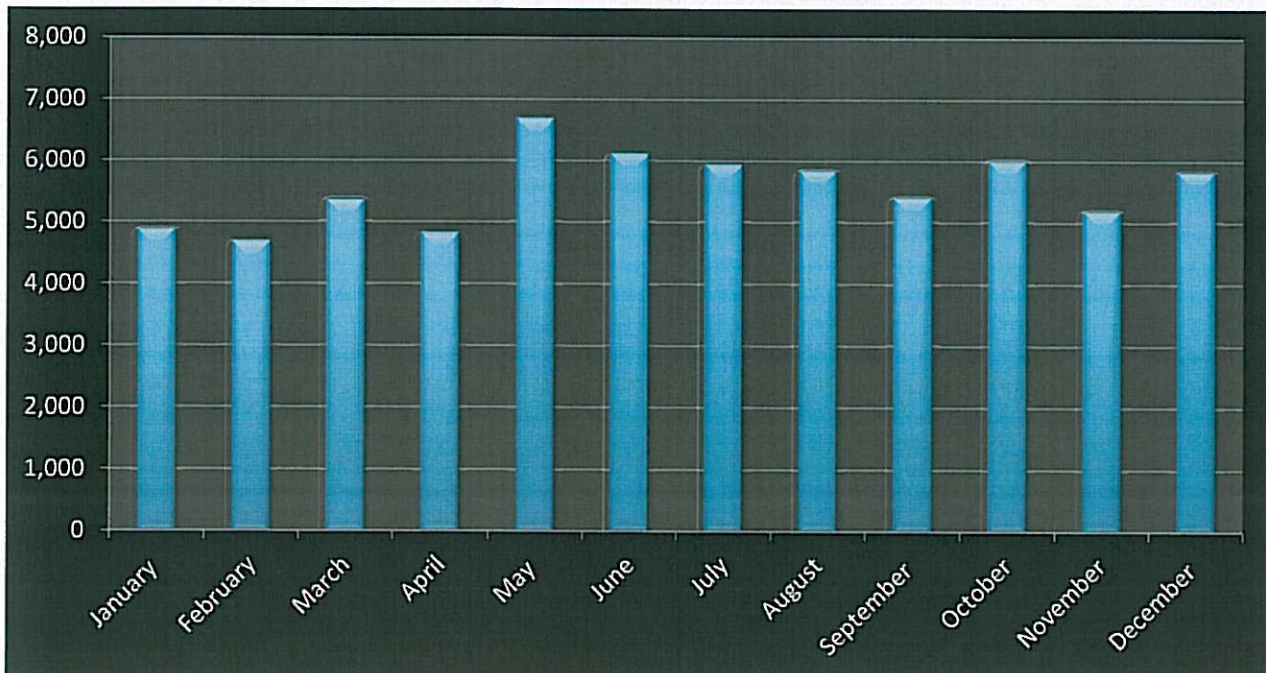
- Incoming and Outgoing Phone Calls – 10 digit
- 9-1-1 Calls – Landline and Wireless
  - Chagrin Valley Dispatch
  - Cuyahoga County
- Radio Traffic
- LEADS Transactions
  - Dispatch
  - MDT's
- Calls for Service
- Billable Calls for Service by Call Type

# Chagrin Valley Dispatch

2012 Incoming and Outgoing Phone Calls\*

\* 10 digit phone lines

	Calls	Hours
January	4,879	60.14
February	4,684	60.57
March	5,364	71.50
April	4,823	59.66
May	6,678	83.26
June	6,106	80.45
July	5,935	75.01
August	5,842	73.90
September	5,399	67.00
October	6,000	76.69
November	5,191	68.95
December	5,829	71.91
Total	66,730	849.04



# CHAGRIN VALLEY DISPATCH

## MONTHLY ENHANCED 911 CALL METRICS REPORT

### 2012

	PSAP NAME	TOTAL WRLS	TOTAL LAND	TOTAL ALI	BASE WRLS	BASE LAND	BASE ALI (Total Calls)
January	CHAGRIN FALLS POLICE	128	190	318	127	190	317
February	CHAGRIN FALLS POLICE	98	197	295	98	17	295
March	CHAGRIN FALLS POLICE	116	203	319	116	203	319
April	CHAGRIN FALLS POLICE	114	150	264	114	150	264
May	CHAGRIN FALLS POLICE	132	204	336	132	204	336
June	CHAGRIN FALLS POLICE	126	159	285	126	159	285
July	CHAGRIN FALLS POLICE	121	205	326	121	205	326
August	CHAGRIN FALLS POLICE	111	211	322	111	211	322
September	CHAGRIN FALLS POLICE	118	203	321	116	203	319
October	CHAGRIN FALLS POLICE	140	203	343	140	203	343
November	CHAGRIN FALLS POLICE	105	166	271	104	166	270
December	CHAGRIN FALLS POLICE	125	212	337	125	212	337
	<b>Totals</b>	<b>1,434</b>	<b>2,303</b>	<b>3,737</b>	<b>1,430</b>	<b>2,123</b>	<b>3,733</b>

### LEGEND / DEFINITIONS

**Total Wireless:** All ALI Wireless bids, including re-bids

**Total Land:** All ALI Landline bids, including re-bids

**Total ALI:** All ALI bids by PSAP (wireless and landline) including re-bids

**Base Wireless:** Total Wireless calls, eliminating re-bids on same telephone number within a 1 minute window

**Base Land:** Total landline calls, eliminating re-bids on same telephone number within a 1 minute window

**Base ALI:** Total Wireless and landline calls, eliminating re-bids on same telephone number within a 1 minute window

**ALI (Automatic Location Identification):** Information that displays the name and location associated with the caller's telephone number

**Re-bid:** A query by the PSAP for an updated ALI record

**Landline:** Voice call transmitting over the public switched telephone network (standard home telephone)

## CUYAHOGA COUNTY 2012 YEAR END TOTALS CALL METRICS REPORT

	PSAP NAME	TOTAL WRLS	TOTAL LAND	TOTAL ALI	BASE WRLS	BASE LAND	BASE ALI (Total Calls)
1	BAY VILLAGE POLICE	795	1,111	1,906	788	1,111	1,899
2	BEACHWOOD POLICE	3,583	7,718	11,301	3,563	7,718	11,281
3	BEDFORD HEIGHTS POLICE	3,221	2,436	5,657	3,203	2,436	5,636
4	BEDFORD POLICE	2,731	2,643	5,374	2,718	2,643	5,361
5	BEREA POLICE	1,745	1,975	3,720	1,744	1,975	3,719
6	BRATENAHN POLICE	451	172	623	449	172	621
7	BRECKSVILLE POLICE	1,006	1,265	2,271	998	1,265	2,263
8	BROADVIEW HEIGHTS POLICE	2,389	2,580	4,969	2,384	2,580	4,964
9	BROOKLYN FIRE & POLICE	2,533	1,579	4,112	2,528	1,579	4,107
10	BROOKPARK POLICE	2,942	2,932	5,874	2,932	2,932	5,864
11	CHAGRIN FALLS POLICE	1,434	2,303	3,737	1,430	2,303	3,733
12	CLEVELAND HEIGHTS FIRE	3,657	4,564	8,221	3,645	4,564	8,209
13	CLEVELAND HEIGHTS POLICE	6,452	6,622	13,074	6,541	6,622	13,163
14	CLEVELAND POLICE	261,308	152,658	413,966	227,452	152,658	380,110
15	CUYAHOGA HEIGHTS POLICE	1,555	1,484	3,039	1,551	1,484	3,035
16	EAST CLEVELAND FIRE & POLICE	11,578	8,991	20,569	10,461	8,991	19,452
17	EUCLID POLICE	11,571	8,670	20,241	11,548	8,670	20,218
18	FAIRVIEW PARK FIRE & POLICE	1,457	1,198	2,655	1,454	1,198	2,652
19	GARFIELD HEIGHTS POLICE	6,372	5,198	11,570	6,348	5,198	11,546
20	GATES MILLS POLICE	300	216	516	299	216	515
21	HIGHLAND HEIGHTS POLICE	779	1,861	2,640	772	1,861	2,633
22	INDEPENDENCE POLICE	2,432	2,324	4,756	2,423	2,324	4,747
23	LAKEWOOD POLICE	8,363	5,234	13,597	8,335	5,234	13,569
24	LYNDHURST POLICE	1,719	1,858	3,577	1,709	1,858	3,567
25	MAPLE HEIGHTS POLICE	5,540	4,410	9,950	5,521	4,410	9,931
26	MAYFIELD HEIGHTS POLICE	3,449	4,153	7,602	3,437	4,153	7,590
27	MAYFIELD VILLAGE POLICE	712	911	1,623	706	911	1,617
28	MIDDLEBURG HEIGHTS POLICE	2,421	2,881	5,302	2,398	2,881	5,279
Jan-June	NEWBURG HEIGHTS POLICE	261	180	441	260	180	440
29	NORTH OLMS TED POLICE	4,051	3,593	7,644	4,035	3,593	7,628
30	NORTH ROYALTON POLICE	2,103	2,293	4,396	2,099	2,293	4,392
31	NORTH RANDALL POLICE	743	1,010	1,753	739	1,010	1,749
Jan-Aug.	OAKWOOD POLICE	598	573	1,171	598	573	1,171
32	OLMS TED FALLS POLICE	785	693	1,478	785	693	1,478
33	OLMS TED TOWNSHIP POLICE	500	1,818	2,318	499	1,818	2,317
34	PARMA HEIGHTS POLICE	2,257	2,565	4,822	2,243	2,565	4,808
35	PARMA POLICE	9,279	8,763	18,042	9,255	8,763	18,018
Jan-July	PEPPER PIKE POLICE	389	986	1,375	386	986	1,372
36	RICHMOND HEIGHTS POLICE	2,024	1,718	3,742	1,893	1,718	3,611
37	ROCKY RIVER POLICE	1,869	2,255	4,124	1,862	2,255	4,117
38	SOUTH EUCLID POLICE	3,338	3,086	6,424	3,329	3,086	6,415
39	SHAKER HEIGHTS POLICE	3,447	6,035	9,482	3,441	6,035	9,477
40	SOLON POLICE	2,209	3,299	5,508	2,192	3,299	5,493
41	STRONGSVILLE POLICE	4,664	5,340	10,004	4,654	5,340	9,994
42	UNIVERSITY HEIGHTS POLICE	1,202	2,041	3,243	1,190	2,041	3,231
43	WALTON HILLS POLICE	673	871	1,544	667	871	1,538
44	WARRENSVILLE HEIGHTS POLICE	5,306	3,724	9,030	5,277	3,724	9,001
45	WESTLAKE POLICE	3,544	4,918	8,462	3,535	4,918	8,453
	<b>Totals</b>	<b>401,737</b>	<b>295,708</b>	<b>697,445</b>	<b>366,276</b>	<b>295,708</b>	<b>661,984</b>
46	CUYAHOGA CECOMS	1,060,194	1,435	1,061,637	756,952	1,435	758,387

### LEGEND / DEFINITIONS

**Total Wireless:** All ALI Wireless bids, including re-bids

**Total Land:** All ALI Landline bids, including re-bids

**Total ALI:** All ALI bids by PSAP (wireless and landline) including re-bids

**Base Wireless:** Total Wireless calls, eliminating re-bids on same telephone number within a 1 minute window

**Base Land:** Total landline calls, eliminating re-bids on same telephone number within a 1 minute window

**Base ALI:** Total Wireless and landline calls, eliminating re-bids on same telephone number within a 1 minute window

**ALI (Automatic Location Identification):** Information that displays the name and location associated with the caller's telephone number

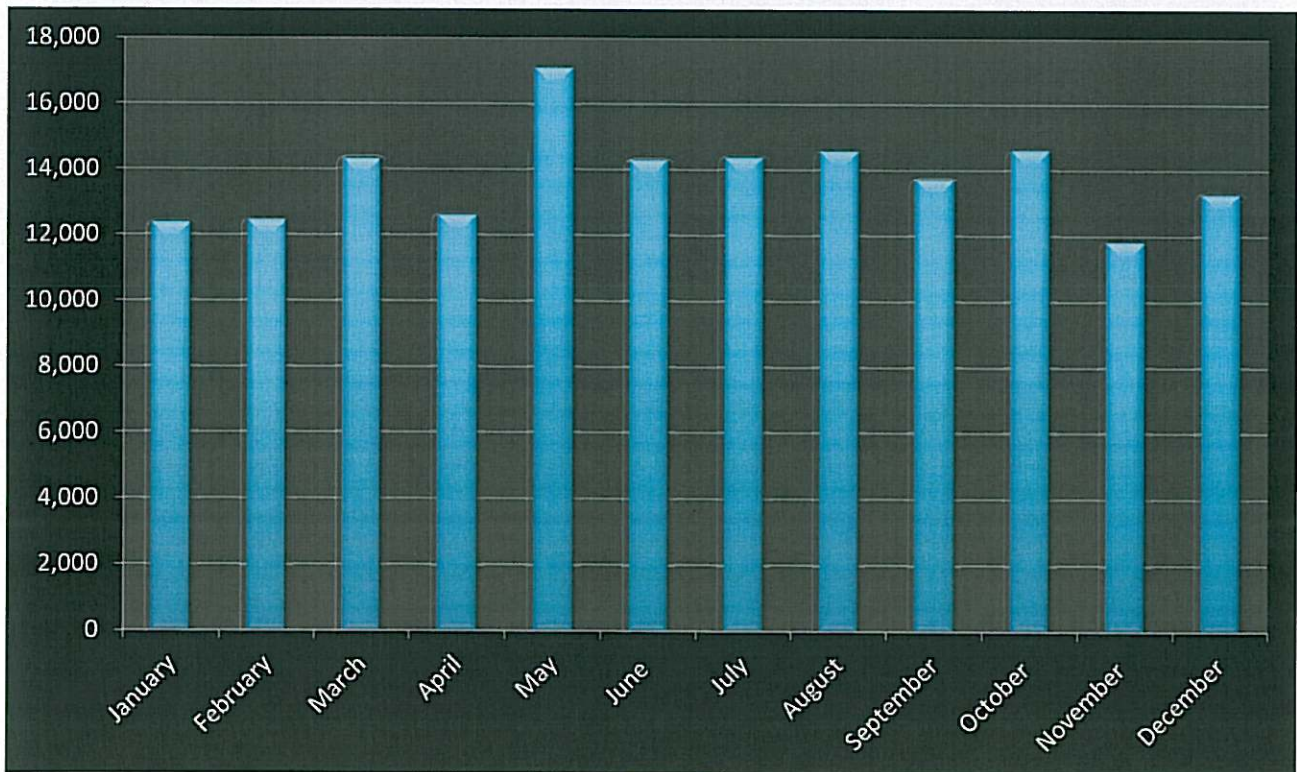
**Re-bid:** A query by the PSAP for an updated ALI record

**Landline:** Voice call transmitting over the public switched telephone network (standard home telephone)

**Wireless:** Voice calls transmitting over the cellular network (AT&T, Verizon, Sprint, etc.)

## Chagrin Valley Dispatch 2012 Radio Transmissions

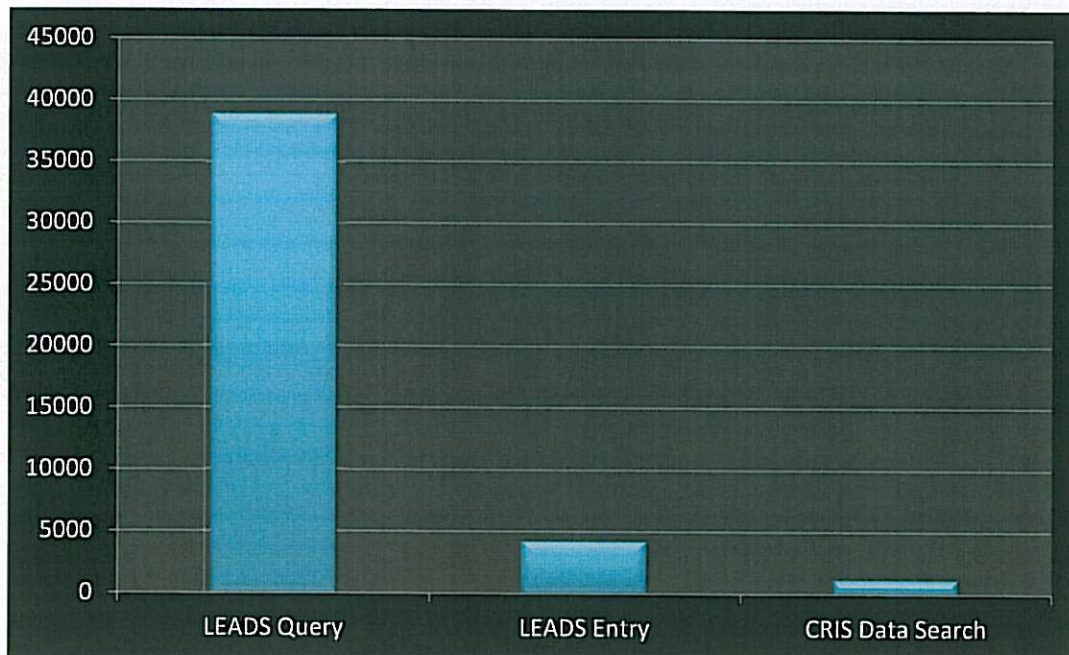
	Police Main (hours)	Police Channel 2 (hours)	Fire (hours)	Total transmissions
January	47.44	3.19	22.03	12,364
February	51.42	3.51	20.63	12,449
March	58.86	3.53	27.26	14,328
April	52.98	3.21	20.98	12,607
May	71.37	6.16	29.34	17,063
June	60.92	3.82	25.01	14,279
July	61.34	4.55	25.84	14,376
August	60.69	3.43	27.06	14,561
September	54.96	4.04	25.00	13,711
October	55.45	3.15	14.32	14,585
November	47.08	1.62	10.31	11,810
December	49.81	2.02	12.37	13,267
<b>Total</b>	<b>672.32</b>	<b>42.23</b>	<b>260.15</b>	<b>165,400</b>



# Chagrin Valley Dispatch

## 2012 LEADS Transactions by Dispatch

LEADS Query	38804
LEADS Entry	4198
CRIS Data Search	1130
Total	44132

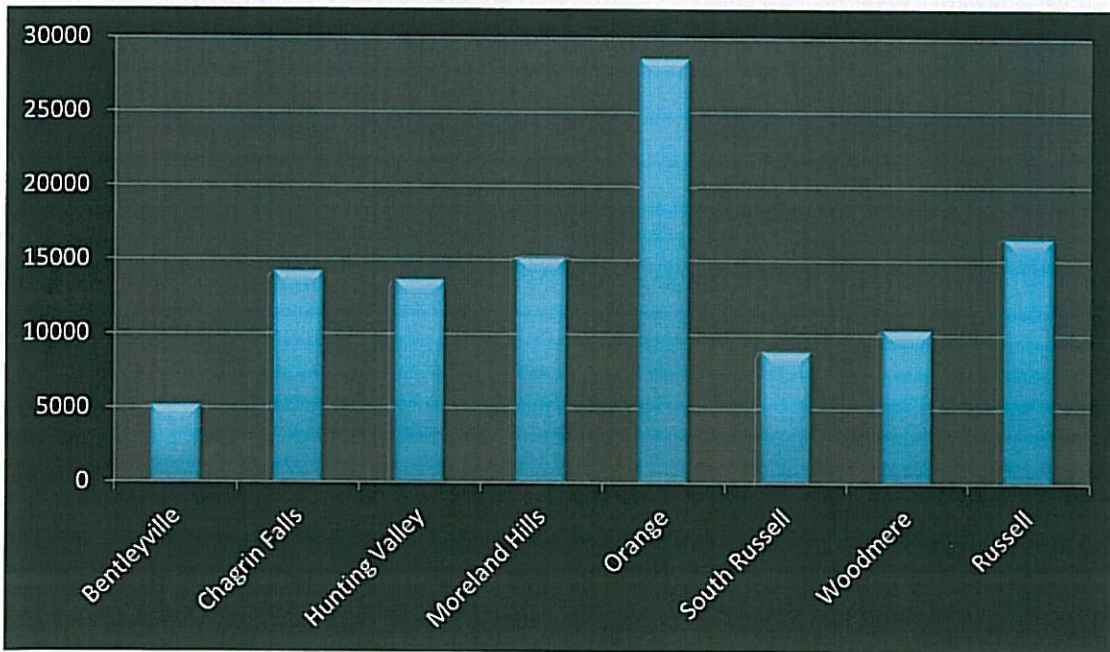




# Chagrin Valley Dispatch

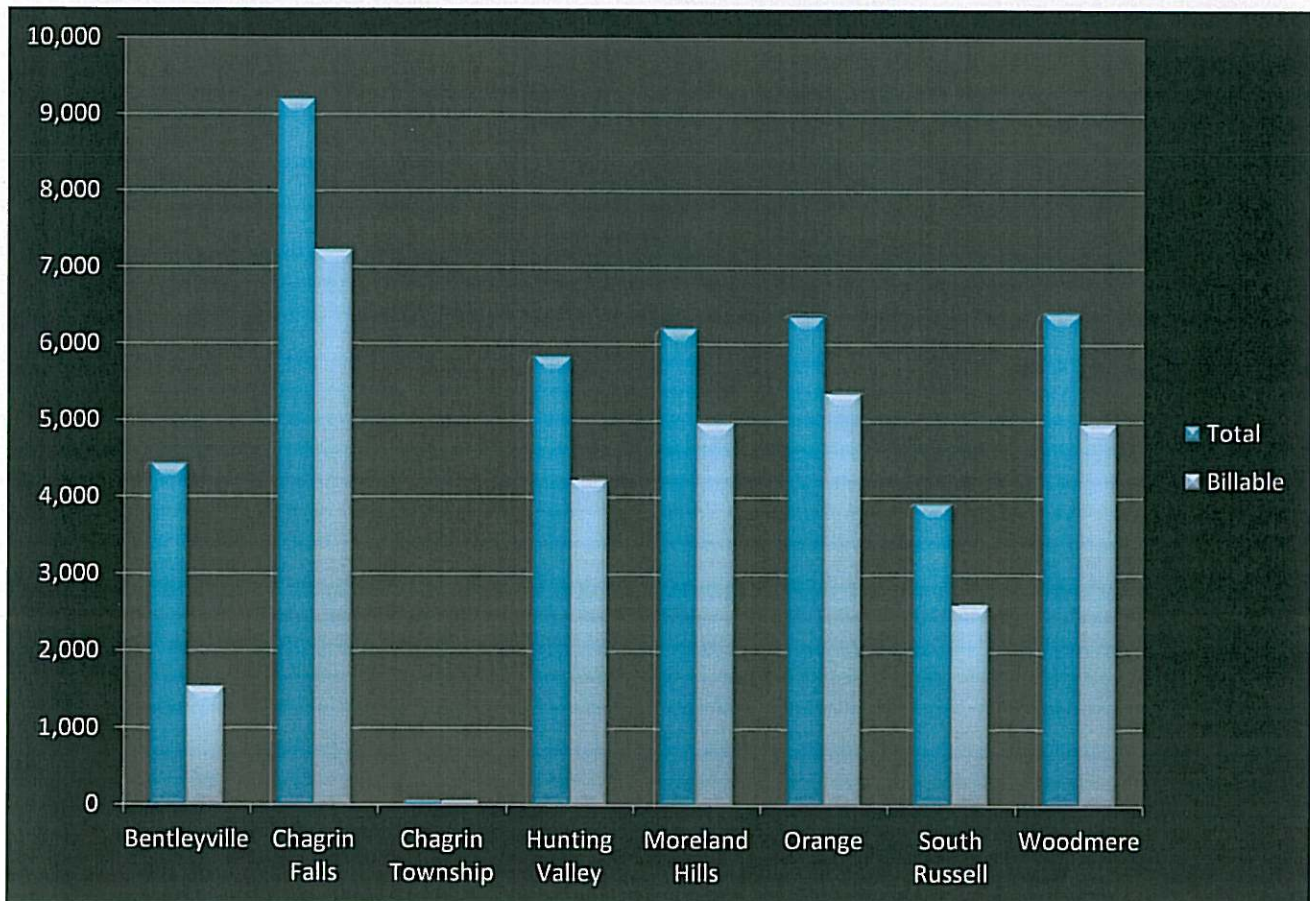
2012 LEADS Transactions run through the MDT's

Department	Transactions
Bentleyville	5123
Chagrin Falls	14149
Hunting Valley	13556
Moreland Hills	15114
Orange	28544
South Russell	8834
Woodmere	10305
Russell	16482
Total	112107



## Chagrin Valley Dispatch 2012 Calls for Service

	Total	Billable
Bentleyville	4,431	1,524
Chagrin Falls	9,199	7,219
Chagrin Township	46	46
Hunting Valley	5,829	4,221
Moreland Hills	6,205	4,965
Orange	6,365	5,357
South Russell	3,914	2,598
Woodmere	6,404	4,952
<b>Total</b>	<b>42,393</b>	<b>30,882</b>



Chagrin Valley Dispatch  
2012 Billable Calls for Service

<u>Call Code Type</u>	<u>Bentleyville</u>	<u>Chagrin Falls</u>	<u>Chagrin Falls TWP</u>	<u>Hunting Valley</u>	<u>Moreland Hills</u>	<u>Orange Village</u>	<u>South Russell</u>	<u>Woodmere</u>	<u>Total</u>
911 HANG UP	7	76	2	8	37	88	21	68	307
911 MALFUNCTION	0	2	0	0	0	0	1	0	3
911 MISCELLANEOUS	3	27	0	10	19	25	16	28	128
911 WRONG NUMBER	0	22	1	8	16	40	9	34	130
ABANDONED VEHICLE	0	10	0	0	1	0	0	0	11
ACTIVE SHOOTER	0	0	0	1	1	1	0	0	3
ALARM DROP	89	291	4	213	488	367	105	196	1,753
ALARM TEST	0	48	0	11	21	6	20	56	162
ALARMS-AUTO	0	4	0	0	0	2	1	1	8
ALARMS-CO DETECTOR	1	7	0	10	10	12	7	2	49
ALARMS-FIRE	9	82	3	59	53	64	12	58	340
ALARMS-MEDICAL	2	12	0	4	4	17	3	3	45
ALTERCATION-TRAFFIC	0	1	0	1	2	1	1	0	6
ALZHEIMER'S PATIENT	0	0	0	0	0	1	0	0	1
ANIMAL AT LARGE	14	120	5	38	59	58	55	14	363
ANIMAL BITES	0	10	0	0	2	0	0	0	12
ANIMAL- MISC.	18	96	0	26	44	52	35	38	309
ANIMAL NOISES	0	19	0	1	6	3	6	0	35
ANIMAL WARDEN DISPATCHED	0	3	0	0	0	7	0	0	10
ARSON-(FREE TEXT)	0	0	0	0	0	0	0	1	1
ASSAULT	0	6	0	0	0	8	1	3	18
ASSIST-FIRE DEPARTMENT	1	20	1	4	9	16	4	13	68
ASSIST-GENERAL	33	266	0	52	97	97	50	146	741
ASSIST-OTHER DEPT	16	36	0	12	34	45	17	14	174
ASSIST-RESCUE SQUAD	1	1	0	0	0	0	0	0	2
ATT THEFT FROM BUILDING	0	1	0	0	1	0	0	0	2
ATTEMPT B & E - RESIDENCE	0	1	0	0	0	0	1	0	2
ATTEMPT TO LOCATE	114	119	0	112	138	151	114	131	879

Chagrin Valley Dispatch  
2012 Billable Calls for Service

Call Code Type	Bentleyville	Chagrin Falls	Chagrin Falls TWP	Hunting Valley	Moreland Hills	Orange Village	South Russell	Woodmere	Total
ATTEMPTED SUICIDE	0	3	0	0	0	1	0	0	4
AUTO REPOSESSED	0	0	0	0	0	1	1	1	3
AUTO TOWED	0	0	0	0	0	0	0	1	1
AUTOMATIC MUTUAL RESPONSE	0	1	0	0	1	6	0	1	9
BAR CHECK	0	0	0	0	0	0	2	1	3
BOND PICK UP	0	2	0	0	1	0	0	0	3
BOX 100	0	2	0	0	3	0	0	0	5
BREAKING AND ENTERING	0	3	0	0	4	8	1	5	21
BREAKING AND ENTERING-RES	0	0	0	0	2	1	0	0	3
BREATH TEST-OTHER AGENCY	0	11	0	0	0	0	0	0	11
BREATH TEST-OUR AGENCY	0	2	0	0	0	0	0	0	2
BUILDING CHECK	0	5	0	1	0	0	2	6	14
BURGLARY	2	1	0	0	0	0	0	1	4
BURGLARY-FREE TEXT	0	0	0	0	0	1	0	0	1
BUSINESS CHECK	0	6	0	0	0	3	23	37	69
CHILD ENDANGERMENT	0	0	0	0	0	2	0	0	2
CIVIL MATTER	1	3	0	1	1	0	1	0	7
COMPLAINTS-BUSINESS	0	1	0	0	0	1	0	1	3
COMPLAINTS-CUSTOMER	0	5	0	0	0	9	1	4	19
COMPLAINTS-FIREWORKS	3	7	0	2	1	0	3	2	18
COMPLAINTS-GENERAL	3	82	0	13	43	35	15	44	235
COMPLAINTS-JUVENILE	2	68	1	1	10	13	12	23	130
COMPLAINTS-SOLICITOR	3	2	0	3	6	14	3	6	37
COUNTERFEITING	0	0	0	0	0	1	0	0	1
COURT ORDER VIOLATION	0	0	0	0	1	0	0	0	1
CRIMINAL DAMAGE	0	1	0	0	0	0	0	0	1
CRIMINAL MISCHIEF	3	15	0	1	1	0	0	1	21
CURFEW	0	0	0	0	0	0	0	1	1
CUSTODY DISPUTE	0	2	0	0	3	1	4	3	13
DAMAGE TO MAILBOX	6	2	0	0	11	9	2	0	30
DAMAGE TO PROPERTY	2	26	0	2	11	6	3	7	57
DAMAGE TO VEHICLE	0	14	0	1	2	5	0	10	32

Chagrin Valley Dispatch  
2012 Billable Calls for Service

<u>Call Code Type</u>	<u>Bentleyville</u>	<u>Chagrin Falls</u>	<u>Chagrin Falls TWP</u>	<u>Hunting Valley</u>	<u>Moreland Hills</u>	<u>Orange Village</u>	<u>South Russell</u>	<u>Woodmere</u>	<u>Total</u>
DEBRIS ON STREET	2	16	0	6	13	17	3	5	62
DEER KILL	4	9	0	34	10	8	8	0	73
DEPARTMENTAL INFORMATION	21	177	0	42	39	60	10	37	386
DETAIL	79	422	0	95	220	66	71	437	1,390
DETAIL - SPECIAL, NON-TRAF	0	0	0	0	2	0	0	0	2
DISABLED MOTOR VEHICLE	39	132	0	94	111	225	20	89	710
DISORDERLY CONDUCT	0	10	0	0	2	4	3	0	19
DISORIENTED PERSON	0	0	0	0	0	1	0	0	1
DISPUTE	0	5	0	1	1	4	3	3	17
DISTURBANCE	1	19	0	1	4	25	5	20	75
DOA AND BODY FOUND	0	2	0	0	0	2	1	0	5
DOMESTIC	1	10	0	0	2	8	7	5	33
DOMESTIC DISPUTE	0	4	0	1	4	3	3	4	19
DRIVE OFF	0	0	0	0	1	0	2	0	3
DUS	0	1	0	0	0	0	0	0	1
EMERGENCY ALERT	0	1	0	0	0	0	0	0	1
EQUIPMENT FAILURE/MALFUNCT	0	12	0	1	0	0	0	0	13
ERRATIC DRIVER	8	74	2	29	42	44	30	24	253
ESCORT	1	25	0	1	1	22	2	184	236
FIGHT- DISTURBANCE	0	3	0	0	1	5	1	3	13
FIRE- AUTO	0	0	0	0	0	6	1	2	9
FIRE- GENERAL	4	13	0	4	11	11	7	8	58
FIRE- GRASS	0	0	0	0	0	3	1	5	9
FIRE- OFFICE BUILDING	0	1	0	0	0	0	0	0	1
FIRE- RESIDENTIAL	0	0	0	1	1	1	1	0	4
FLEE AND ELUDE	0	1	0	0	0	0	0	0	1
FOLLOW UP INVESTIGATION	12	331	0	27	97	129	44	99	739
FOOT PATROL	0	43	0	2	4	0	4	165	218
FORGERY	0	1	0	0	0	0	0	0	1
FOUND PROPERTY	3	105	0	2	1	2	2	12	127
FRAUD	0	11	0	0	2	6	2	8	29
GAS ODOR	0	16	0	2	8	4	3	1	34

Chagrin Valley Dispatch  
2012 Billable Calls for Service

Call Code Type	Bentleyville	Chagrin Falls	Chagrin Falls TWP	Hunting Valley	Moreland Hills	Orange Village	South Russell	Woodmere	Total
GRAND THEFT- VEHICLE	0	0	0	0	0	0	0	2	2
GUARDIAN CALL - WELFARE CH	0	4	0	0	14	26	0	1	45
GUN SHOTS	5	7	0	6	3	2	2	1	26
HANDICAPPED PARKING VIO.	0	1	0	0	0	1	0	1	3
HARASSING- COMMUNICATION	1	17	0	1	5	11	5	4	44
HARASSMENT- GENERAL	1	6	0	0	3	5	2	3	20
HIGH WATER	0	2	0	2	0	0	0	0	4
HIT SKIP ACCIDENT	1	15	0	0	3	8	3	9	39
HITCH-HIKING	0	1	0	1	0	0	1	0	3
IDENTITY THEFT	0	3	0	0	3	1	1	0	8
ILLEGAL DUMPING	0	2	0	0	1	2	0	0	5
INDECENT EXPOSURE	0	1	0	0	0	0	0	0	1
JUVENILE DIVERSION	0	3	0	0	1	0	0	1	5
JUVENILE-TRUANT	0	5	0	0	0	0	0	0	5
LINES DOWN	3	29	0	10	19	10	11	1	83
LOCK-OUT GENERAL	0	8	0	0	4	3	4	6	25
LOCK-OUT HOUSE	1	12	0	1	4	9	5	5	37
LOCK-OUT VEHICLE	6	157	2	19	47	136	56	148	571
LOITERING	0	1	0	0	0	0	0	0	1
LOST PROPERTY	0	26	0	0	1	1	0	9	37
LOST PROPERTY - CELL PHONE	0	2	0	0	2	1	0	0	5
MENACING	0	0	0	0	3	0	0	0	3
MENTAL SUBJECT	0	4	0	0	1	0	0	0	5
MISSING JUVENILE	0	10	0	0	2	2	2	3	19
MISSING PERSON	1	3	0	0	0	1	0	3	8
MUTUAL AID, GIVEN	47	138	0	42	76	100	102	33	538
MUTUAL AID, REQUESTED	0	3	0	0	1	3	4	2	13
MVA	13	128	0	49	58	136	38	104	526
MVA - DEER	3	1	0	10	8	0	7	0	29
MVA-INJURY	4	7	0	6	11	14	4	10	56
MVA-PEDEST.INJURY	0	0	0	0	2	0	0	3	5
MVA-PRIVATE PROPERTY	0	17	0	4	1	9	5	71	107

Chagrin Valley Dispatch  
2012 Billable Calls for Service

Call Code Type	Bentleyville	Chagrin Falls	Chagrin Falls TWP	Hunting Valley	Moreland Hills	Orange Village	South Russell	Woodmere	Total
NEIGHBOR TROUBLE	1	14	0	0	2	3	3	2	25
NOISE COMPLAINT	1	46	0	2	21	17	11	43	141
NON SUFFICIENT FUNDS CHECK	0	2	0	0	0	0	0	0	2
NOTIFICATION	57	94	2	131	58	57	31	63	493
OPEN BURNING	4	11	0	1	10	5	5	3	39
OPEN CONTAINER	0	11	0	0	0	1	0	0	12
OPEN DOOR	1	30	0	8	9	28	18	19	113
OPEN WINDOW	0	2	0	0	0	0	0	0	2
OVERDOSE	0	1	0	0	2	0	0	0	3
OVI	0	3	0	0	0	2	0	0	5
PARKING COMPLAINT	3	102	1	4	24	11	7	33	185
PARKING PERMISSION	5	182	1	11	21	39	15	7	281
PARKING VIOLATION	0	18	0	24	14	6	2	18	82
PEDEST/ANIMALS ON FREEWAY	0	0	0	0	0	4	0	0	4
PHONE CALLS- ANNOYING	0	3	0	1	1	2	3	0	10
PHONE CALLS- SUSPICIOUS	0	4	0	0	1	1	8	0	14
PHONE CALLS- THREATENING	0	0	0	0	0	2	1	2	5
PHONE MESSAGE	59	170	1	142	147	216	140	201	1,076
POSSESSION- MARIJUANA	0	1	0	0	0	0	0	0	1
POSSESSION OF CONTROLLED S	0	3	0	0	0	0	0	0	3
POWER OUTAGE	0	6	0	0	1	1	0	0	8
PREMISE CHECK	2	12	1	6	7	8	0	13	49
PRISONER PICK UP	3	3	0	3	9	13	2	6	39
PRISONER RELEASE	0	1	0	0	0	1	0	1	3
PRISONER TRANSPORT	1	10	0	1	4	3	1	3	23
PROPERTY DAMAGE	1	6	0	0	2	2	0	0	11
PROPERTY RELEASE	0	41	0	1	1	1	1	10	55
PROTECTION ORDER ENTRY	0	2	0	0	0	1	0	0	3
PROTECTION ORDER VIOLATION	0	0	0	0	0	0	1	0	1
PROWLER	0	0	0	0	0	0	1	0	1
PUBLIC ASSIST	0	10	0	0	1	3	1	3	18
RAPE	0	1	0	0	0	0	0	1	2

Chagrin Valley Dispatch  
2012 Billable Calls for Service

Call Code Type	Bentleyville	Chagrin Falls	Chagrin Falls TWP	Hunting Valley	Moreland Hills	Orange Village	South Russell	Woodmere	Total
RECKLESS OPERATION OF MV	0	0	0	0	1	0	1	1	3
RECORD CHECKS	12	292	0	16	51	18	10	29	428
RECOVERED STOLEN VEH - FOR	0	0	0	0	0	0	0	1	1
REGISTRATION CHECK	20	121	0	39	65	31	8	15	299
REPOSSESS VEHICLE	0	3	0	2	4	10	6	9	34
RESTRAINT ORDER VIOLATION	0	0	0	1	0	0	0	1	2
ROAD HAZARD	2	6	0	5	1	0	1	0	15
ROBBERY	0	2	0	0	0	0	0	2	4
SALT CREW NOTIFICATIONS	8	18	0	18	26	38	0	31	139
SCHOOL BUS VIOLATION	1	3	0	1	0	0	0	0	5
SCHOOL DETAIL	0	33	0	0	8	0	3	0	44
SHOPLIFTING	0	5	0	0	0	0	0	10	15
SKATEBOARDING COMPLAINT	0	6	0	0	0	2	1	0	9
SNOW/ICE COMPLAINTS	0	7	0	3	6	2	0	0	18
SOLICITING	0	0	0	0	1	3	0	1	5
SPECIAL ATTENTION	300	45	0	12	16	16	2	6	397
SQUAD CALL-GENERAL	31	444	1	36	171	421	255	106	1,465
STALKING	0	3	0	0	0	0	0	0	3
STOLEN VEHICLE	0	0	0	0	0	4	0	4	8
STREET LIGHT OUT	0	5	0	0	0	0	0	0	5
SUBPOENAS SERVED	0	28	0	0	0	0	0	0	28
SUICIDE	0	0	0	0	1	0	0	0	1
SUMMONS SERVED	0	13	0	0	4	2	1	2	22
SUSPICION	6	72	0	16	33	60	25	18	230
SUSPICIOUS MAIL	0	1	0	1	0	0	0	0	2
SUSPICIOUS NOISES	0	7	1	3	5	4	2	0	22
SUSPICIOUS PERSON	9	63	1	14	25	45	14	22	193
SUSPICIOUS VEHICLE	15	78	0	41	87	101	28	36	386
THEFT-BICYCLE	0	0	0	0	0	1	0	0	1
THEFT-FREE TEXT	5	40	1	8	15	39	13	42	163
THEFT-FROM AUTO	0	6	0	2	0	9	1	1	19
THREATS	0	6	0	0	1	10	2	3	22



Chagrin Valley Dispatch  
2012 Billable Calls for Service

<u>Call Code Type</u>	<u>Bentleyville</u>	<u>Chagrin Falls</u>	<u>Chagrin Falls TWP</u>	<u>Hunting Valley</u>	<u>Moreland Hills</u>	<u>Orange Village</u>	<u>South Russell</u>	<u>Woodmere</u>	<u>Total</u>
TORNADO ALERT	0	4	0	0	0	0	5	0	9
TOW - RELEASE	1	26	0	0	3	3	0	14	47
TOW-AUTO TOW	0	5	0	0	1	0	0	3	9
TRAFFIC COMPLAINT	2	44	0	11	19	14	14	6	110
TRAFFIC CONTROL DEVICES	1	27	0	10	12	8	2	11	71
TRAFFIC DETAIL	2	75	0	15	15	4	4	12	127
TRAFFIC HAZARD	0	13	0	4	5	2	5	0	29
TRAFFIC STOP	329	1,069	12	2,424	1,858	1,388	835	1,516	9,431
TRANSPORT	3	10	0	3	4	3	1	6	30
TRANSPORT-TO COUNTY JAIL	0	0	0	0	0	0	0	1	1
TRANSPORT-TO OTHER JAIL	0	1	0	0	0	0	0	1	2
TREE DOWN	3	16	1	23	27	14	6	0	90
TRESPASSING	1	11	1	5	6	5	3	2	34
UNAUTHORIZED USE OF AUTO	0	0	0	0	1	1	1	0	3
UNAUTHORIZED USE OF CRDT C	0	1	0	0	0	0	0	0	1
UNDERAGE PURCHASE-ALCOHOL	0	1	0	0	0	0	0	0	1
UNDERAGE-CONSUMPTION/POSS	0	21	0	1	0	0	1	0	23
UNRULY JUVENILE	0	5	0	0	4	1	0	2	12
UNWANTED GUEST-DISTURBANCE	0	11	0	0	5	22	5	12	55
UTILITIES-PUBLIC	6	35	0	27	29	7	4	6	114
VANDALISM	0	5	0	2	3	3	1	3	17
WARRANT CONFIRMATION	5	4	0	12	23	71	6	16	137
WARRANT ENTERED IN LEADS	13	30	0	17	38	123	10	21	252
WARRANT ON FILE AT PD	0	10	0	0	0	1	1	0	12
WARRANT REMOVED FROM LEADS	10	23	0	16	29	88	7	25	198
WARRANT SERVICE-ARREST	1	23	0	2	9	4	1	5	45
WEAPON OFFENSE	1	0	0	0	0	0	0	0	1
WELFARE CHECK	5	52	1	7	25	37	24	30	181
<b>Total</b>	<b>1,524</b>	<b>7,219</b>	<b>46</b>	<b>4,221</b>	<b>4,965</b>	<b>5,357</b>	<b>2,598</b>	<b>4,952</b>	<b>30,882</b>